

Family Resource Center (FRC) & Dual Generation Application Guide

Welcome! All information for the Family Resource Center and Dual Generation applications will be completed online using e-CImpact. The link for e-CImpact is:

<https://agency.e-cimpact.com/login.aspx?org=46725F>

NOTE: FOR ALL CURRENT UNITED WAY PARTNER AGENCIES AND PAST RFP PARTICIPANTS, PLEASE USE YOUR REGULAR LOGIN TO E-CIMPACT TO ACCESS THE APPLICATION. ONCE IN THE SITE, YOU WILL SEE A LINK FOR “AVAILABLE UNITED WAY APPLICATIONS” IN THE NAVIGATION AREA WHERE YOU WILL FIND THE APPLICATION.

ALL OTHER APPLICANTS, PLEASE USE THE INFORMATION BELOW TO CREATE YOUR ACCOUNT TO ACCESS THE APPLICATION IN E-CIMPACT.

1.) This above link will take you to the login page. To get started, please go the section “New to e-CImpact” and click on the button, “Click here to create a new e-CImpact account” as shown below.



Community Impact Management

AGENCY SITE

UNITED WAY OF SAN ANTONIO AND
BEXAR COUNTY

Sign-In

Please sign in to your account.

Sign in to our Secure Server

[Forgot your password?](#)

New to e-CImpact?

Create an e-CImpact account

To create a new account select the link below:

Click here to create a new e-CImpact account

2.) In order for non-United Way partners to access the application, you will need to create a profile for your agency using the below form. Items marked with an asterisk are required fields.

Agency Account Information

EIN Number:	<input type="text"/>
Agency Name:*	<input type="text"/>

Address

Address Type:*	<input type="text" value="-- Select Address Type --"/>
Address Line 1:*	<input type="text"/>
Address Line 2:	<input type="text"/>
City:*	<input type="text"/>
State:*	<input type="text" value="Texas"/>
Zip Code:*	<input type="text"/>

Email Address

Email Address Type:*	<input type="text" value="-- Select Email Type --"/>
Email Address:*	<input type="text"/>

Phone Number

Phone Number Type:*	<input type="text" value="-- Select Phone Type --"/>
Phone Number:*	<input type="text"/>

Primary Contact Information


Contact Type:*	<input type="text" value="-- Select Contact Type --"/>
Prefix:	<input type="text"/>
First Name:*	<input type="text"/>
Middle Initial:	<input type="text"/>
Last Name:*	<input type="text"/>
Suffix:	<input type="text"/>
Company:	<input type="text"/>
Job Title:	<input type="text"/>

On this form, you will be asked to supply your preference for a username and password. Once entered, please note your credentials for future access to e-Clmpact and the application, then click the "Next" button to continue.

3.) On the next page select the RFP you would like to apply for by selecting the appropriate radio button. Make your selection and choose “Next” button at the bottom. NOTE: If you are applying for both, you can apply for the other RFP by selecting the “Available United Way Applications” once in site.

FRC & Dual Generation Applications

FRC & Dual Generation Applications



Family Resource Center (FRC) Application

UWSA is issuing this Request for Proposal to identify partner agencies to lead and participate focused on building family resiliency and reducing child abuse. Based on the innovative and practices implemented by UWSA and its partners, these investments will use a collective imp deliver services in a place-based manner in specific communities in San Antonio and Bexar C

The target population for the Family Resource Center Initiative is families with children 0-10 i household living in the target service area including 78220 and 78219. Successful applicants to develop and work with a Parent Advisory Committee to co-design the program to ensure reflective and responsive to community needs and interests, provide customized support at for participants and build communities of peer support.

- Result: All Children grow up in safe, stable, and nurturing environments
- Indicator: #/% of confirmed victims of Child Abuse or Neglect per 1,000 children

Strategy: 1.2 Increase parent and caregiver knowledge and understanding of age-appropriat developmental milestones through preventative programs

Dual Generation Initiative Application

UWSA is issuing this Request for Proposal to identify partner agencies to lead and participate focused on building family resiliency and reducing child abuse. Based on the innovative and

5.) Moving on to the next page you will have an opportunity to review the profile information you entered. If everything is correct, click on the “Complete Registration” button.

Registration Review

EIN:
Agency Name: 111 DELETE

Agency Information Summary

Address: 700 S. Alamo
San Antonio, Texas
78205
(Main)
Email Address: ctyler@unitedwaysatx.org (Main)
Phone Number: (210) 352-7017 (Main)

Primary Contact Information Summary

Contact Name: Chris Tyler (Development Director)

Preferred Login

Username: ctyler2017
Password: *****

Previous



Complete Registration

5.) After reconfirming your agency profile, you will receive an immediate email confirming your agency’s registration and you will be in the site. For any future logins please use the credentials you created during the registration process. YOU DO NOT NEED TO RE-REGISTER

6.) All sections of the application and supporting documents of the RFP that you will need to complete will now be in the main section of your home page. Simply click the links to access a particular form.

Application Status [View Printable Version of this Entire Application](#)

Item (* indicates Required Item)	Last Updated	Status	Options
★ 1-ABC Agency		Not Started	
Organization Information*		● Not Started	
Organization's Capacity*		● Not Started	
Program Design*		● Not Started	
Performance Measures & Evaluation*		● Not Started	
Program Budget Form*		● Not Started	
Budget Narrative*		● Not Started	
Sustainability*		● Not Started	
Supporting Documents		● Not Started	

7.) For the application, please fill out all of the required fields (as marked with asterisks). Always remember to save your work using the icons and links at the top and bottom of the page. Use "Save my Work" as you are working on the forms. When you have completed the form to your satisfaction, use "Save My Work and Mark as Complete".

FT FOUNDATION

● Not Started

[Switch Forms](#)

Organization's Capacity

Fields marked with an * are required fields.

8.) "Required Attachments" – Please use this area to upload the requested required documents. Use the browse button to find the file on your computer and then "Save/Upload Attachments"


Supporting Documents


Description	File
Copy of IRS 501(c)(3) Determination Letter*	<input type="button" value="Choose File"/> No file chosen Accepted file types: pdf, doc, docx, rtf, xls, xlsx, csv, txt, gif, jpg, jpeg, tif, bmp, png, eps, ppt, pptx
Articles of Incorporation and/or Certificate of Incorporation and any Amendments*	<input type="button" value="Choose File"/> No file chosen Accepted file types: pdf, doc, docx, rtf, xls, xlsx, csv, txt, gif, jpg, jpeg, tif, bmp, png, eps, ppt, pptx
By-Laws*	<input type="button" value="Choose File"/> No file chosen Accepted file types: pdf, doc, docx, rtf, xls, xlsx, csv, txt, gif, jpg, jpeg, tif, bmp, png, eps, ppt, pptx
Documentation of DBA (if applicable)	<input type="button" value="Choose File"/> No file chosen Accepted file types: pdf, doc, docx, rtf, xls, xlsx, csv, txt, gif, jpg, jpeg, tif, bmp, png, eps, ppt, pptx
Statement of Non-discrimination*	<input type="button" value="Choose File"/> No file chosen Accepted file types: pdf, doc, docx, rtf,

Once you have finished and marked all forms as "Complete/Ready to Submit" and supplied the required attachments, your screen will change to the status where you can officially submit your application. We ask that the head of your organization use their e-CImpact profile to approve and submit the application.

Printing- At any point in time you are able to print the application for your reference or records. To do so click on the printer icon shown below. From the options that appear, it is recommended that you first click the PDF option and then print. Likewise, you can save the PDF to your PC in needed.

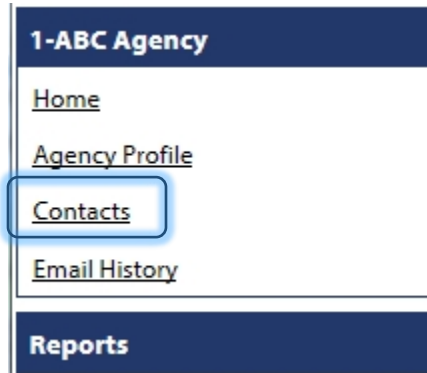
Application Status

[View Printable Version of this Entire Application](#) 

<div style="display: flex; justify-content: space-around; align-items: center;"> Not Started In Progress Ready To Submit Submitted </div>			
Item (* indicates Required Item)	Last Updated	Status	Options
★ 1-ABC Agency		Not Started	
Application*		● Not Started	
Program Budget Form*		● Not Started	
Budget Narrative*		● Not Started	
Required Attachments		● Not Started	

Supplementary Information

ADDITIONAL USERS: To aid in your application completion, you may create additional user profiles for others in your organization to access e-CImpact. To do so, click on the “Contacts” link in the navigation area.



Then click the “Add New” link and you are able to fill in the person’s information and SAVE.

Returning to the “Contacts” link, you will see that the person has been added to your roster. With the profile created, you can assign the person’s login credentials by using the “Request a Login” link associated with the person’s name

Jane	Test	Administrative Staff	No	test@unitedwaysatx.org	Request a Login
------	------	----------------------	----	------------------------	---------------------------------

It is recommended that you use the person’s work email as their username and the criteria for the password will be displayed.

Questions

For questions regarding e-CImpact, please contact Chris Tyler at ctyler@unitedwaysatx.org

For questions about the Family Resource Center or Dual Generation RFPs, contact rfp@unitedwaysatx.org