

2021 Childcare Scholarship Guide

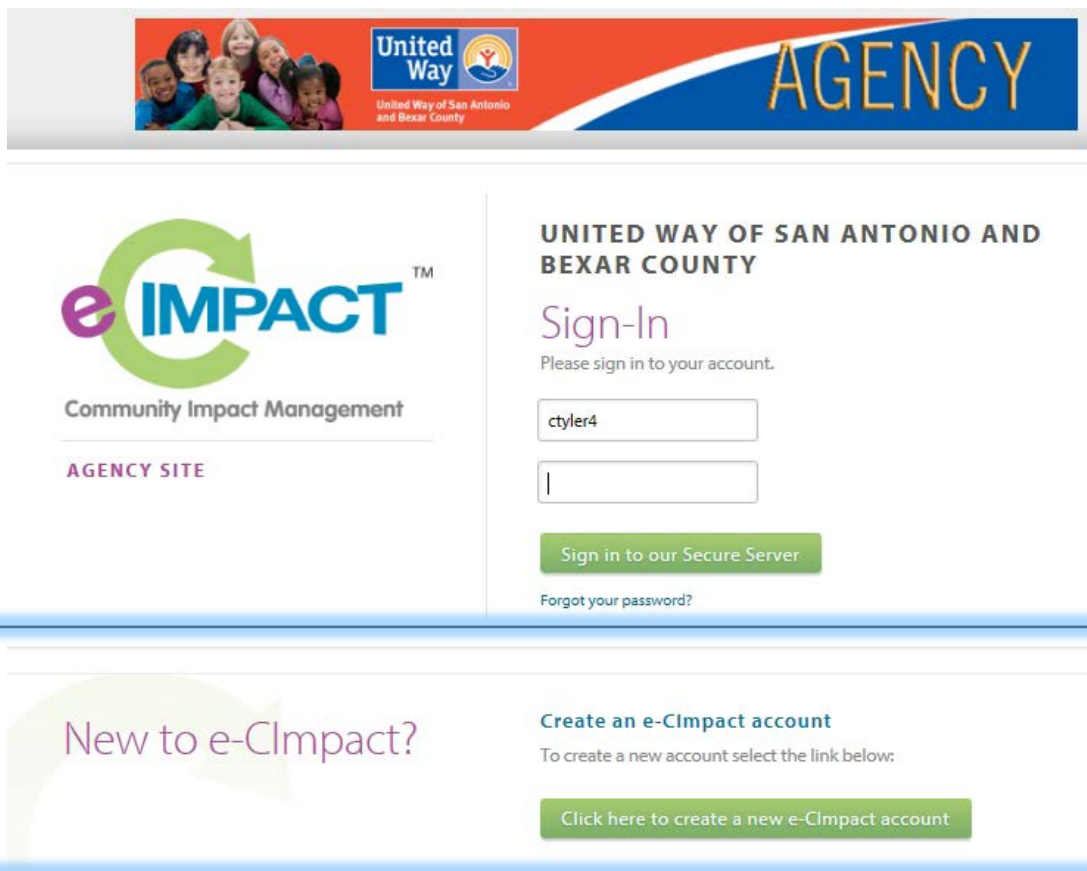
Welcome! The application for the Childcare Scholarship will be completed online using e-Clmpact.

The link for e-Clmpact is:

<https://agency.e-clmpact.com/login.aspx?org=46725F>

Registration

1.) The above link will take you to the login page. To get started, please go the section “New to e-Clmpact” and click on the button, “Click here to create a new e-Clmpact account” as shown below.



The screenshot shows the login page for e-Clmpact. At the top, there is a banner with a group of diverse children and the United Way logo. Below the banner, the e-IMPACT logo is displayed with the text "Community Impact Management" and "AGENCY SITE". To the right, the text "UNITED WAY OF SAN ANTONIO AND BEXAR COUNTY" is shown above the "Sign-In" section. The sign-in section includes the instruction "Please sign in to your account." and two input fields: one for the username (containing "ctyler4") and one for the password. A green button labeled "Sign in to our Secure Server" is positioned below the password field. A link for "Forgot your password?" is located below the button. At the bottom of the page, a rounded box contains the text "New to e-Clmpact?" and a green button labeled "Click here to create a new e-Clmpact account".

2021 Fall Childcare Scholarship

▼ 2021 Fall Childcare Scholarship



United Way of San Antonio
and Bexar County

Next

2.) Click on the “Next” button at this step to proceed to the account creation page. You will need to create a profile using the below form. Items marked with an asterisk are required fields.

Agency Account Information

EIN:
Agency Name:*

Address

Address Type:*
Address Line 1:*
Address Line 2:
City:*
State:*
Zip Code:*

Email Address

Email Address Type:*
Email Address:*

Phone Number

Phone Number Type:*
Phone Number:*

Primary Contact Information

Contact Type:*
First Name:*
Last Name:*

Preferred Login

It is recommended that you use your work email address as your username.
Please note your credentials for future access to e-CImpact and the application.

Preferred User Name:*
Password:*

Please disregard the field for EIN and enter your (applicant name) in the "Agency Name" field.

On this form, you will be asked to supply your preference for a username and password. Once entered, please note your credentials for future access to e-CImpact and your application, then click the "Next" button to continue.

3.) On the next page choose the 2021 Childcare Scholarship radio button and choose "Next" button at the bottom.

Childcare Scholarship
2021 Fall Childcare Scholarship

  2021 Fall Childcare Scholarship

4.) Proceeding to the next page you will be asked a series of pre-qualification questions to determine your eligibility. Please answer each question before proceeding by using the "Next" button.

For an applicant to be eligible for application, please answer the below questions:

Are you a legal resident of the United States? Yes
 No

Are you a Bexar County Resident? Yes
 No

Is your GPA 2.0 or above? Yes
 No

Are you attending a job training, associate's, or undergraduate program? Yes
 No

I am not a graduate student. Yes
 No

Are you working full or part time while attending school full or part time (associates, bachelor)? Yes
 No

5.) Moving on to the next page you will have an opportunity to review the profile information you entered. If everything is correct, click on the “Complete Registration” button.

Registration Review

EIN:
Agency Name: 111 DELETE

Agency Information Summary

Address: 700 S. Alamo
San Antonio, Texas
78205
(Main)
Email Address: ctyler@unitedwaysabx.org (Main)
Phone Number: (210) 352-7017 (Main)

Primary Contact Information Summary

Contact Name: Chris Tyler (Development Director)

Preferred Login

Username: ctyler2017
Password: *****

Previous



Complete Registration


5.) After reconfirming your profile, you will receive an immediate email confirming your registration and you will be in the site. For any future logins please use the credentials you created during the registration process. YOU DO NOT NEED TO RE-REGISTER

6.) The six sections of the application and Personal Statement & Supplemental Information you will need to complete will now be in the main section of your home page. Simply click the links to access a particular form.

Application Status View Printable Version of this Entire App

Not Started	In Progress	Ready To Submit	Submitted
Item (* indicates Required Item)	Last Updated	Status	
★ Jane Doe		Not Started	
Childcare Scholarship Application*		● Not Started	
Childcare Scholarship - Employment & Expenses*		● Not Started	
Household Income & Childcare*		● Not Started	
Volunteerism & Awards/Honors*		● Not Started	
Verification*		● Not Started	
Personal Statement & Supplemental Information		● Not Started	


7.) For the application, please fill out all of the required fields (as marked with asterisks). Always remember to save your work using the icons and links at the top and bottom of the page. Use “Save my Work” as you are working on the forms. When you have completed the form to your satisfaction, use “Save My Work and Mark as Complete”.

 **Childcare Scholarship**

2021 Fall Childcare Scholarship - 2021 Fall Childcare Scholarship

Jane Doe

Status: ● Not Started

Switch Forms


8.) "Personal Statement & Supplemental Information" – Please use this is area to upload the requested required documents. Use the browse button to find the file on your computer and then "Save/Upload Attachments"


Personal Statement & Supplemental Information

Description	File
Essay*	<input type="button" value="Choose File"/> No file chosen Accepted file types: pdf, doc, docx, rtf, xls, xlsx, csv, txt, gif, jpg, jpeg, tif, bmp, png, eps, ppt, pptx
Most recent Transcript*	<input type="button" value="Choose File"/> No file chosen Accepted file types: pdf, doc, docx, rtf, xls, xlsx, csv, txt, gif, jpg, jpeg, tif, bmp, png, eps, ppt, pptx
Letter of Recommendation from someone other than a spouse or family member*	<input type="button" value="Choose File"/> No file chosen Accepted file types: pdf, doc, docx, rtf, xls, xlsx, csv, txt, gif, jpg, jpeg, tif, bmp, png, eps, ppt, pptx
Letter of Recommendation from someone other than a spouse or family member	<input type="button" value="Choose File"/> No file chosen Accepted file types: pdf, doc, docx, rtf, xls, xlsx, csv, txt, gif, jpg, jpeg, tif, bmp, png, eps, ppt, pptx

Once you have finished and marked all forms as "Complete/Ready to Submit", supplied the required supporting documents and required signature pages, your screen will change to the status where you can officially submit your application. We ask that the head of your organization use their e-Impact profile to approve and submit the application.

Printing- At any point in time you are able to print the application for your reference or records. To do so click on the printer icon shown below. From the options that appear, it is recommended that you first click the PDF option and then print. Likewise, you can save the PDF to your PC in needed.

Application Status [View Printable Version of this Entire Application](#)

Application Status			
Not Started	In Progress	Ready To Submit	Submitted
Item (* indicates Required Item)	Last Updated	Status	Options
★ Jane Doe		Not Started	

Questions

For questions regarding e-CImpact, please contact Chris Tyler at ctyler@unitedwaysatx.org or Zeliha Bicak at zbicak@unitedwaysatx.org

For questions about the Childcare Scholarship process, contact Marisol Garcia at mgarcia@unitedwaysatx.org